



Mini Raised Floor Grommets



KoldLok Mini Raised Floor Grommet
Item No. 10052 with static-dissipation feature
Item No. 10077 without static-dissipation feature

KoldLok Mini Raised Floor Grommets

Seal small, 4 x 6 inch (100 x 150 mm) cable openings with the KoldLok® Mini Raised Floor Grommet, the latest patent-pending thermal management solution from Upsite Technologies. Designed with virtually all of the original KoldLok engineering, the KoldLok Mini Grommet is also fire-rated and positioned at a lower price point. With the KoldLok Mini Grommet, optimize the effectiveness of existing cooling equipment and manage increasing heat loads to ensure site uptime and reliability. The KoldLok Mini Grommet is offered with the static-dissipation feature (Item No. 10052) or without (Item No. 10077).

Applications

Designed to seal small cable openings in the raised floor of new or existing computer rooms.

Based on measurements at multiple data centers, 50-80 percent of valuable conditioned air is not reaching the air intake of IT equipment due to unsealed floor openings—some as small as 4 x 6 inches (100 x 150 mm). This lost air, known as bypass airflow, contributes to IT equipment hotspots, cooling unit inefficiencies, and increasing infrastructure costs. KoldLok products are specifically designed to reduce bypass airflow to improve data center cooling.

designed and
manufactured by
upsite
technologies®
upsite.com

Features and Benefits




- Made with fire-rated resin and filaments that meet UL94 V0 standards
- Smaller size offers flexibility for data centers that have multiple cable opening sizes
- Meets smaller cable opening standards specified in new data center builds
- Cost-effective method of separating data cabling from power cabling
- KoldLok engineering at a lower price point
- The static-dissipation feature integrates with the raised floor static dissipation system, providing 1 GigaOhm of resistance
- Contains no loose or partially fastened parts that can become separated or fall through the raised floor
- Impact-resistant and durable
- Satisfies NFPA 75 Section 5-4.4 requirement by self-dressing the raw metal edges of raised-floor tile cable openings
- KoldLok products are compliant with Directive 2002/95/EC of the European Parliament and the Council on the Restriction of the Use of Certain Hazardous Substances in Electrical and Electronic Equipment (RoHS).

, \$\$"& ' ") * + ' ' k k k "gYUWt"bYh





Specifications

Dimensions and Tile Cutting Requirements	Inches (W x D x H)	Millimeters (W x D x H)
Overall size	7 11/16 x 5 11/16 x 1 1/2	195 x 144 x 38
Product height above the raised floor	1/10	2.54
Usable cable area	5 x 2 1/2	127 x 64
Minimum cut required to install Grommet in interior of the tile	 4 x 6	102 x 152
Minimum cut required to install long side of the Grommet on the tile edge	 5 x 6	127 x 152
Minimum cut required to install short side of the Grommet on the tile edge	 4 x 7	102 x 179

Patented Sealing System

(U.S. Patent No. RE41863 and International Patents Pending)

Single-layer, opposing and interwoven filaments consisting of:

- 0.010 inch diameter
- Approximately 13,200 filaments per Grommet
- Item No. 10052 has static-dissipation properties
- Premium-grade nylon Type 6 ensuring flexibility and self-sealing recovery
- Ensure passage of 30-amp power connector

Grommet Frame

The frame is molded from durable PC/ABS.

Finish: Black

Floor Mounting System

Four (4) self-drilling screws are provided for installation.

Sealing Effectiveness

- Up to 98 percent bypass airflow sealing in areas undisturbed by cable penetrations at static pressures up to 0.10 inches of water column
- Up to 95 percent bypass airflow sealing with one inch cable bundle penetrating the Grommet both at the center and offset

